

Report for: Corporate Parent Advisory Committee: January 2022

Item number:

Title: Performance for Quarter 3 2021/22

Report

Authorised by: Director Children's Services Ann Graham

Lead Officer: Richard Hutton, Performance and Business Intelligence
richard.hutton@haringey.gov.uk

Ward(s) affected: All

Report for Key/

Non Key Decision: Non key

1. Introduction

1.1. This report provides an analysis of the performance data and trends for an agreed set of measures relating to looked after children on behalf of the Corporate Parenting Advisory Committee.

1.2. Section 2 contains performance highlights and key messages identifying areas of improvement and areas for focus. It provides an overall assessment relating to Children in Care so that Members can assess progress in key areas within the context of the Local Authority's role as Corporate Parent.

1.3. The report covers the period July to December 2021 with other data and benchmarking where appropriate. This is the regular report following the report to the September committee covering the period to August 2021

2. Overall Assessment of Performance

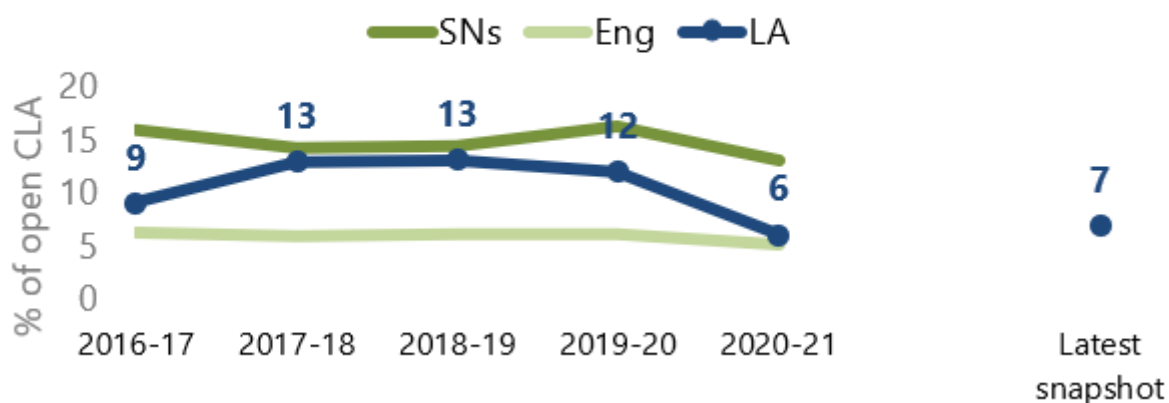
2.1. At the end of December 2021 **391 children were in care** (rate of 66 per 10,000). This is 4 fewer children than was reported at the end August 2021.

2.2. The number of unaccompanied asylum seeker children (UASC) has remained low at 27 which is well below the Haringey quota of 42 (0.07% of the under 18 population) following the impact of lockdown and the COVID travel restrictions which saw a similar reduction across London, recent months have shown an increase in the numbers of new cases. Following the recent trend most new UASC have continued to arrive in Kent or Croydon rather than presenting in Haringey. These LA's have sought support from other local authorities. We responded and have agreed to accept a small number of their UASC, over and above our continued participation in the National Transfer Scheme (NTS) the

mechanism for ensuring that UASC are placed in regions across the country equitably.

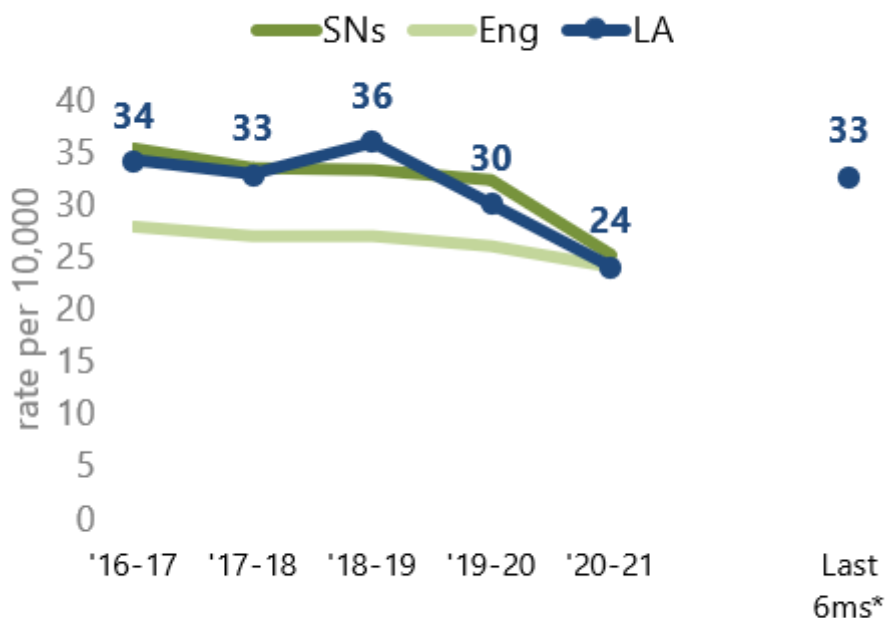
2.3.

UASC as a percentage of CLA (snapshot)



2.4. In the last 6 months, 97 young people started to be looked after. The same monthly rate as we might have expected before the pandemic. Thirteen of the starters are unaccompanied asylum seeking children (UASC) compared to a total 14 for the whole of the 2020/21.

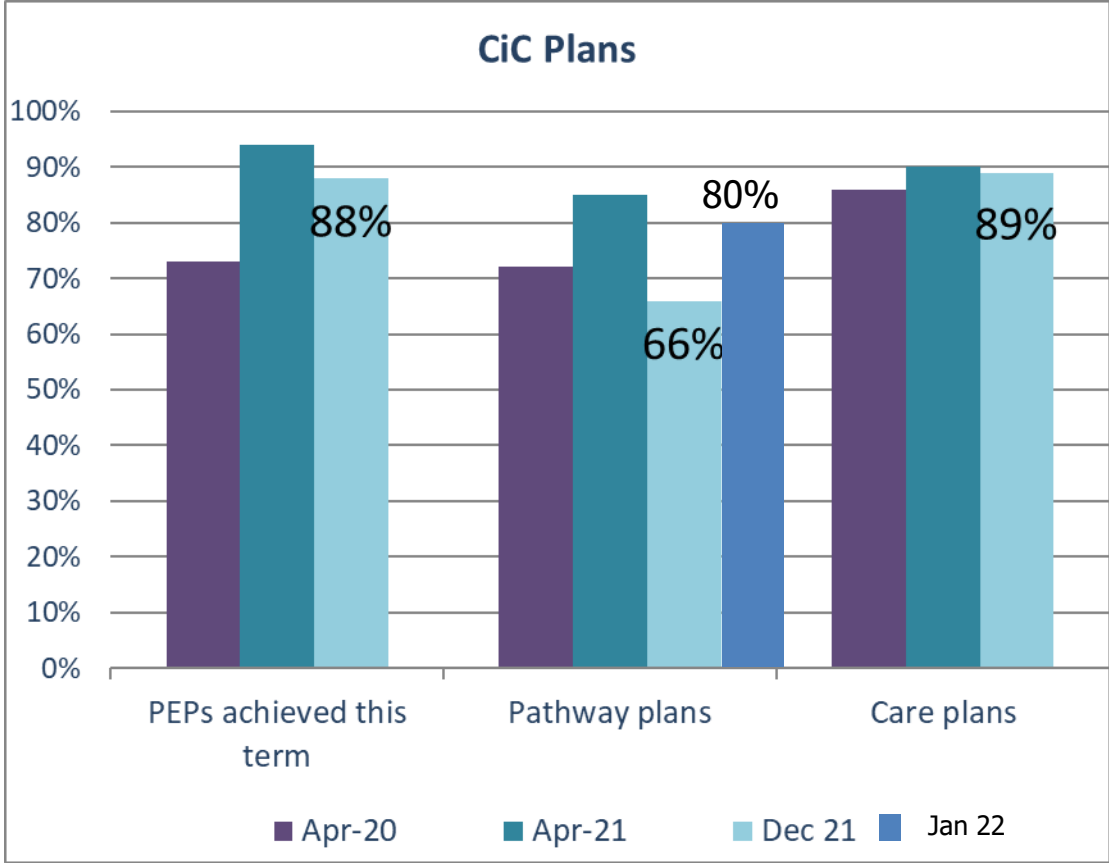
Rate of CLA started per 10,000 children



*Annualised rate for comparison purposes

2.5. In the last 6 months, 83 children ceased to be looked after, this is just above the rate during the 12 months to March 2021. Of these children ceasing to be looked after 35 children (41%) returned home to live with their parents or relatives, this was 34% in 2020/21. The second highest destination was 18 who moved into independent living

- 2.6. **Five** children ceased care as they have been adopted in the last 6 months, as a proportion of those leaving care this is 6%, in line with in 20/21 and SN both rounded to 5%.
- 2.7. Up to date plans. As at end of December 2021, **89%** of looked after children aged under 16 had an **up-to-date Care Plan**, (88% in March) 66% of those over 16 had **up to date pathway plans** (this recovered to 80% by early January).

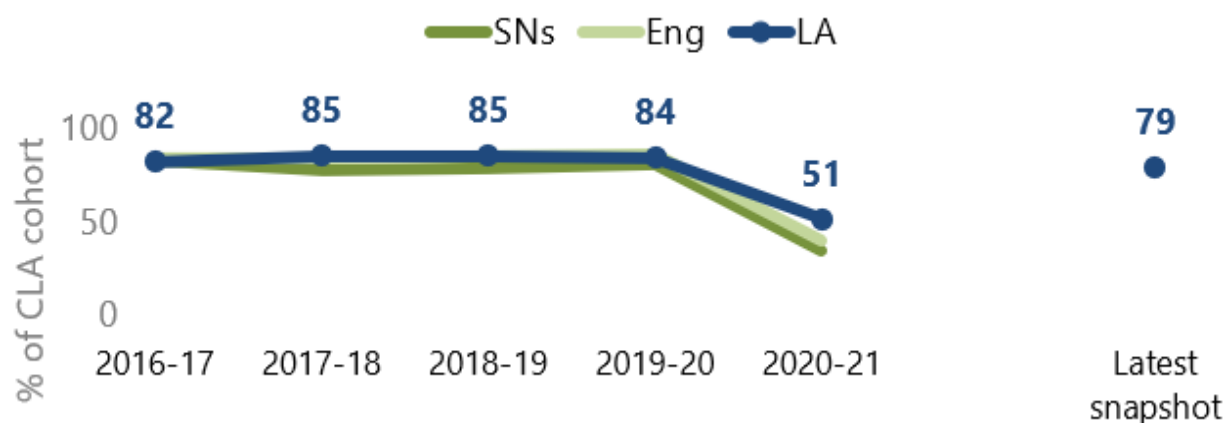


- 2.8.
- 2.9. Personal education plans (PEPs) are good at 88% albeit below the record high level of 97% at the end of the summer term.
- 2.10. 82% of **Children in Care** were recorded as having up to date visits within the relevant timescales as of the end of December. Visits to looked after children continue to be tracked at fortnightly performance meetings, held by the Head of Service for Children in Care, and along with supervision and management directions. Children in care seen in the past four weeks continues to be one of the measures asked for by the DFE in the WAVE survey, and used to assess pressures on social care during the pandemic (along with child protection and CIN visits, referral sources and the number of children becoming looked after).
- 2.11. At the end of December 2021, 9% of children with an open episode of care had **had three or more placement moves in the last 12 months**. This is in line with last year, the London average and statistical neighbour average.

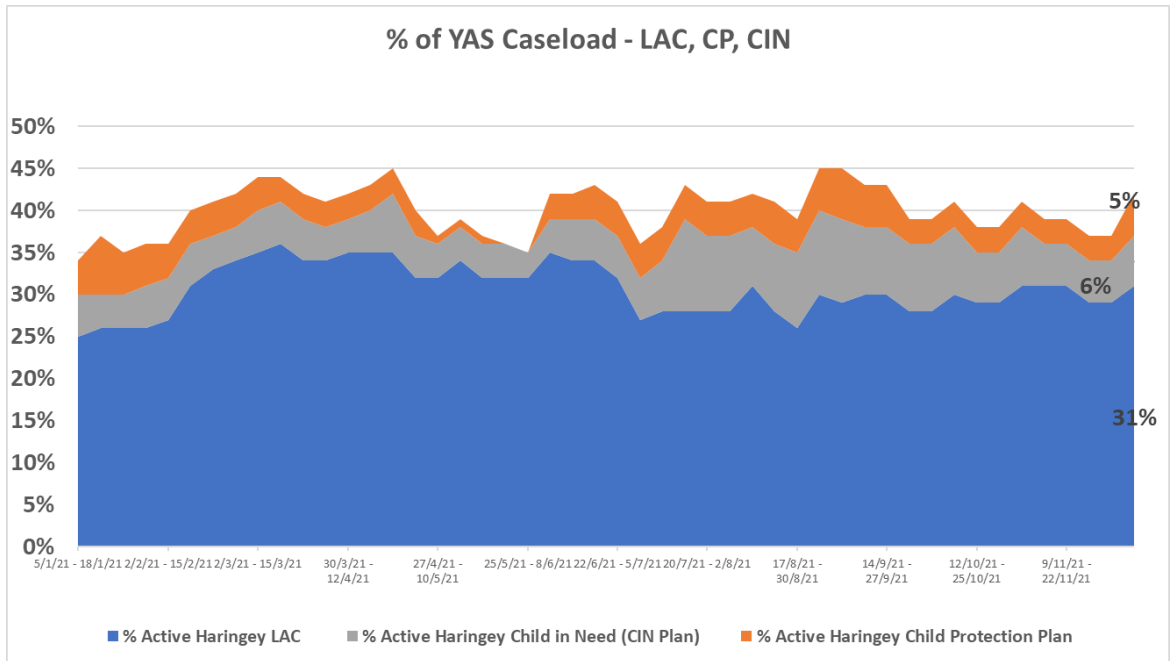
Children **under 16 who had been in care for at least 2.5 years and in the same placement for at least 2 years**, has improved to 72% (68% in August) just above the statistical neighbour average of 70%. These two indicators should be viewed together to gain a view of placement stability for Haringey's children in care which shows a positive balanced picture.

- 2.12. At the end of December, 95% of children who were looked after for at least 12 months had an up-to-date health assessment, maintaining excellent performance above statistical neighbours' levels (92%).
- 2.13. At the beginning of September 2020, only 42% of eligible children had **up to date dental visits**. This increased to 72% by the end of September 2021 and **is now 79%**.

Dental Checks



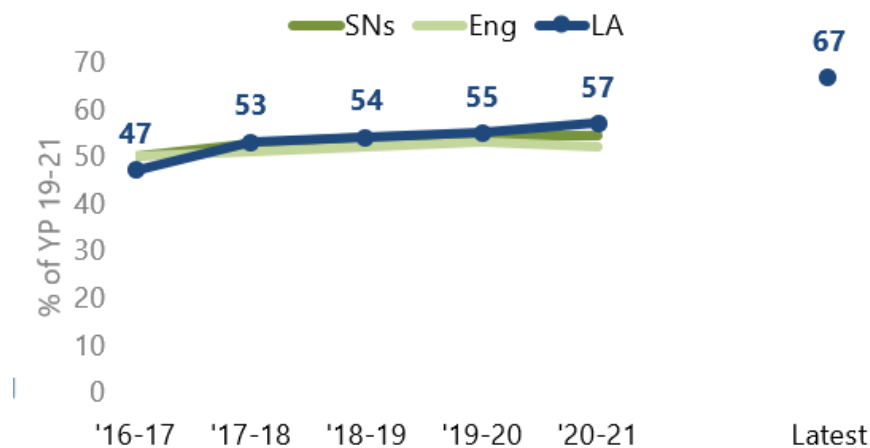
- 2.14. SEND. As of the end of 2021 23% (89) of the children in care had active EHCP plans
- 2.15. Whilst over the past 12 months the proportion of young people open to the **Youth Offending Service** who are looked after has increased from 25% to 31%, this is wholly due to falling caseloads, the actual number of Haringey children in care open to YOS has fallen from 23 to 19



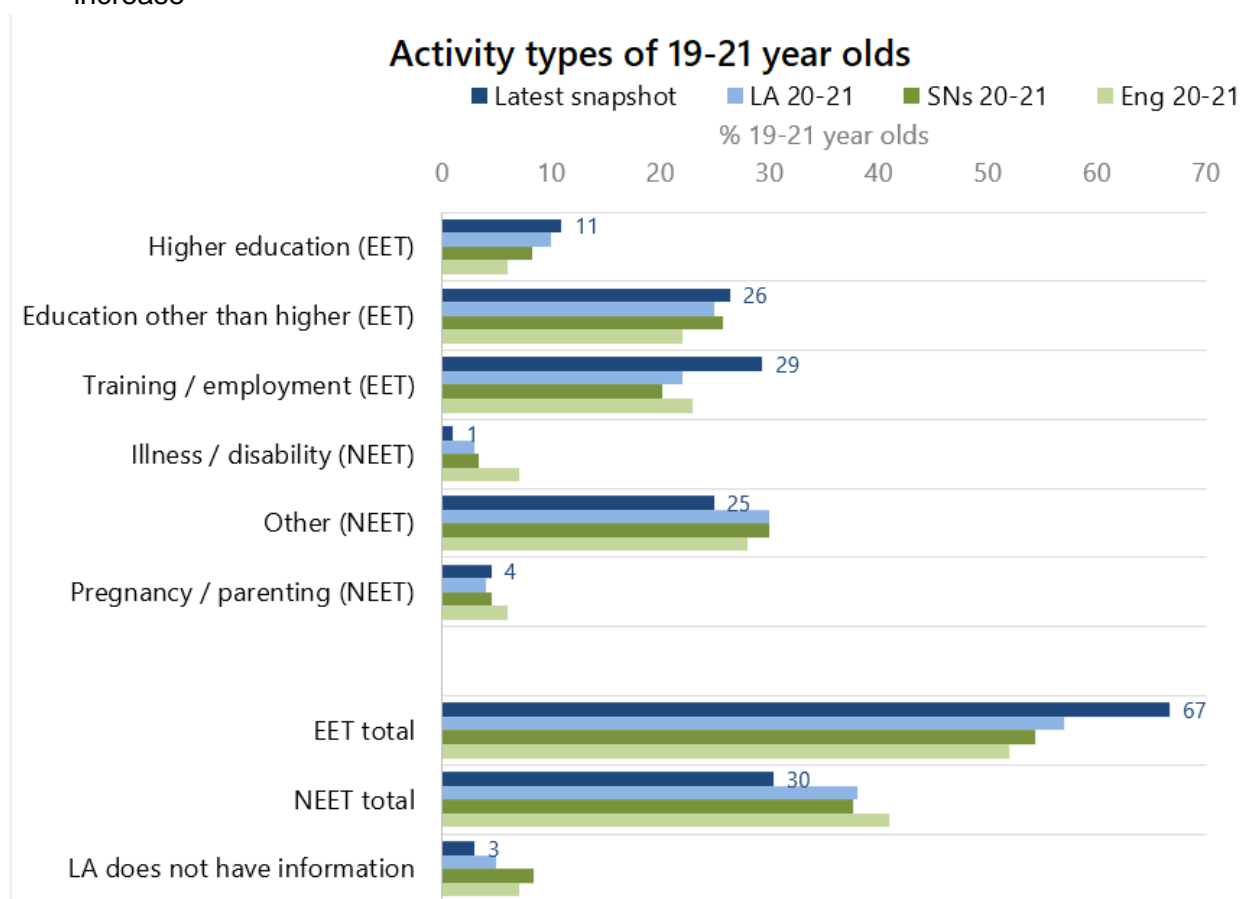
2.16.

2.17. There are now 418 **care leavers** in receipt of leaving care services, a similar number to the last quarter. 98% of those **aged 19-21 (this is all but 4 young people)** were considered as **in touch with the local authority** at the end of December.

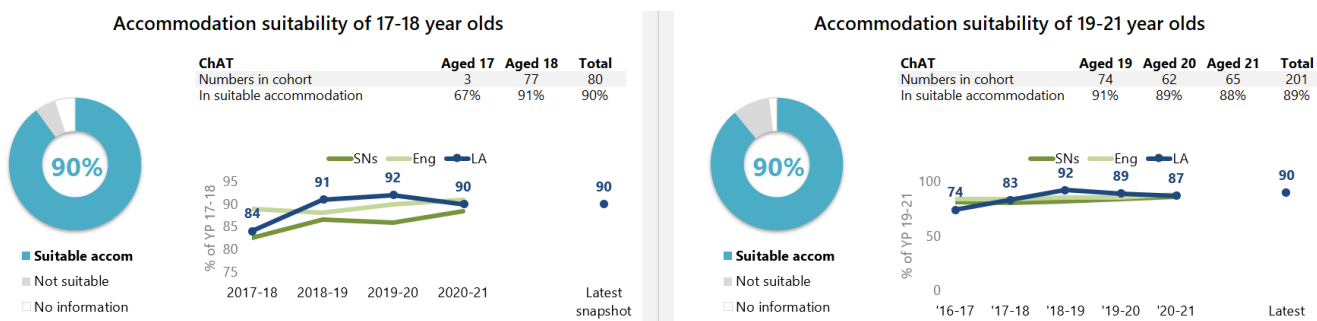
2.18. 135 or 67% of the 19-21 year old care leavers (71% of the 17-18 year olds) were known to be in **Education Employment or Training (EET)**



2.19. All EET activity types have increased with training/employment showing the largest increase



2.20. 90% of 19-21 year old care leavers were known to be in suitable accommodation (87% in 2020/21,) also 90% of 17-18 year olds (unchanged from 2019/20 & last quarter).



3. Contribution to strategic outcomes

3.1. Borough Plan 2019-2022

3.2. People Priority: A Haringey where strong families, strong networks and strong communities nurture all residents to live well and achieve their potential